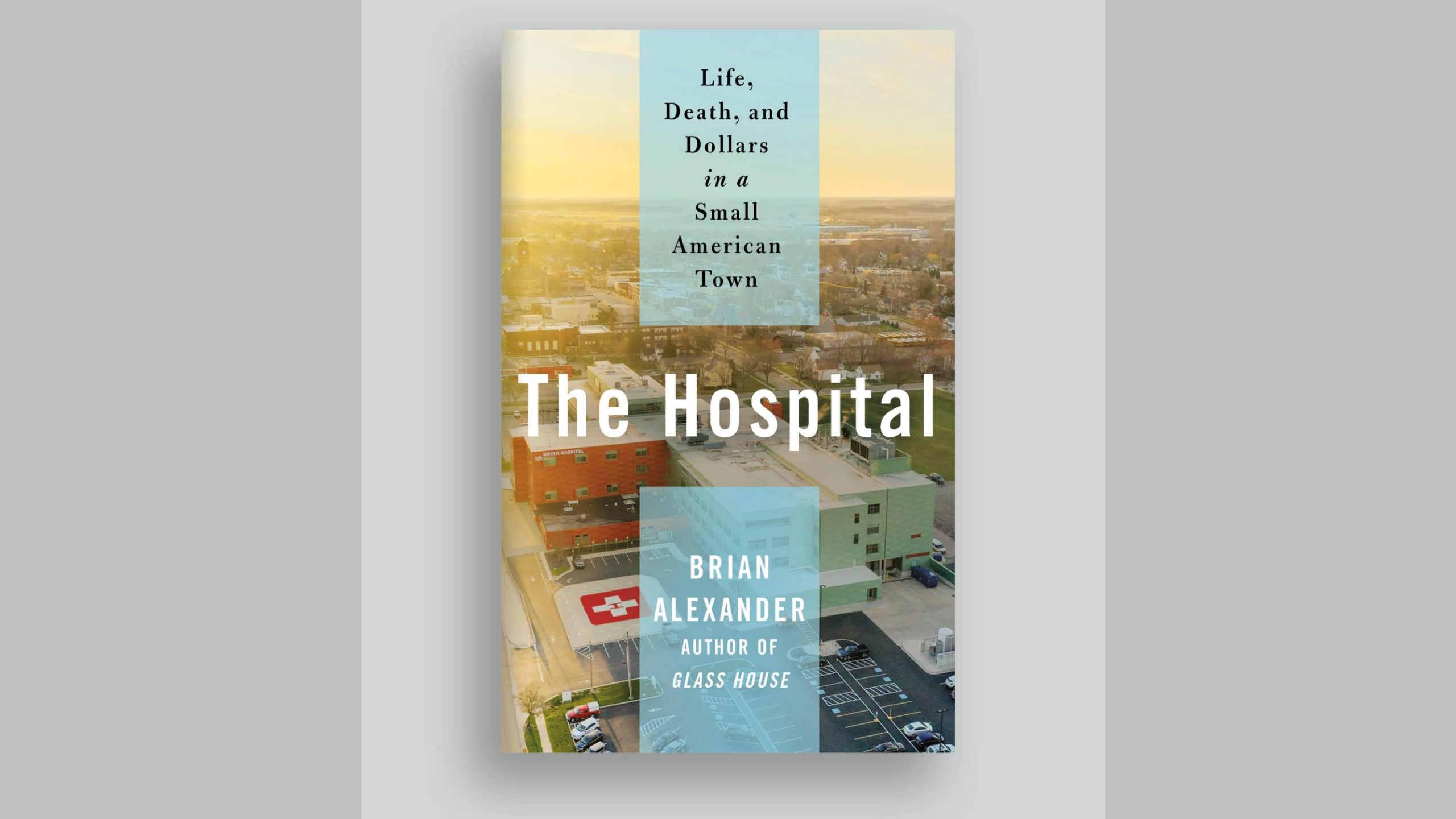


BRIAN ALEXANDER

The 1% Economy and
the Shattering of the
All-American Town

G L A S S
H O U S E





Life,
Death, and
Dollars
in a
Small
American
Town

The Hospital

BRIAN
ALEXANDER
AUTHOR OF
GLASS HOUSE

There's also been a lot of research confirming that hospital mergers lead to higher prices. Do you think these mergers are still about gaining more leverage with payers?

Oh, absolutely. I think that's clear. It's tough. If I could wave the magic wand, I think that each of these entities would operate more like a utility. I don't think that insurance companies should make nothing. I don't think that pharma and medical devices should make nothing. But I think there has to be an appropriate margin and should be operated more like a utility. I mean, it's required to care for patients regardless of their ability to pay. We try to operate it like a free market, and it's not really a free market. If someone has a trauma, they go to the nearest facility. But, you know, I run a little hospital in the middle-of-nowhere in Nebraska, so no one's asking me.



BRYAN, OHIO

3/24 1948

Mrs. Norma Andres

Bryan, Ohio

TO CAMERON HOSPITALS, INC.

PHONE 88

FOR PROFESSIONAL SERVICES TO DATE BY:

Room and care for 6 days @ 9.00	\$54.00
Operating room	20.00
Laboratory	3.00
Drugs	.45
Sales tax	.07
	<u>\$77.52</u>


RECEIVED PAYMENT

Pd. 3/24/48

Ann Kastner

\$1,004.99 April 2023

Health consumption expenditures per capita, U.S. dollars, PPP adjusted, 2021 or nearest year



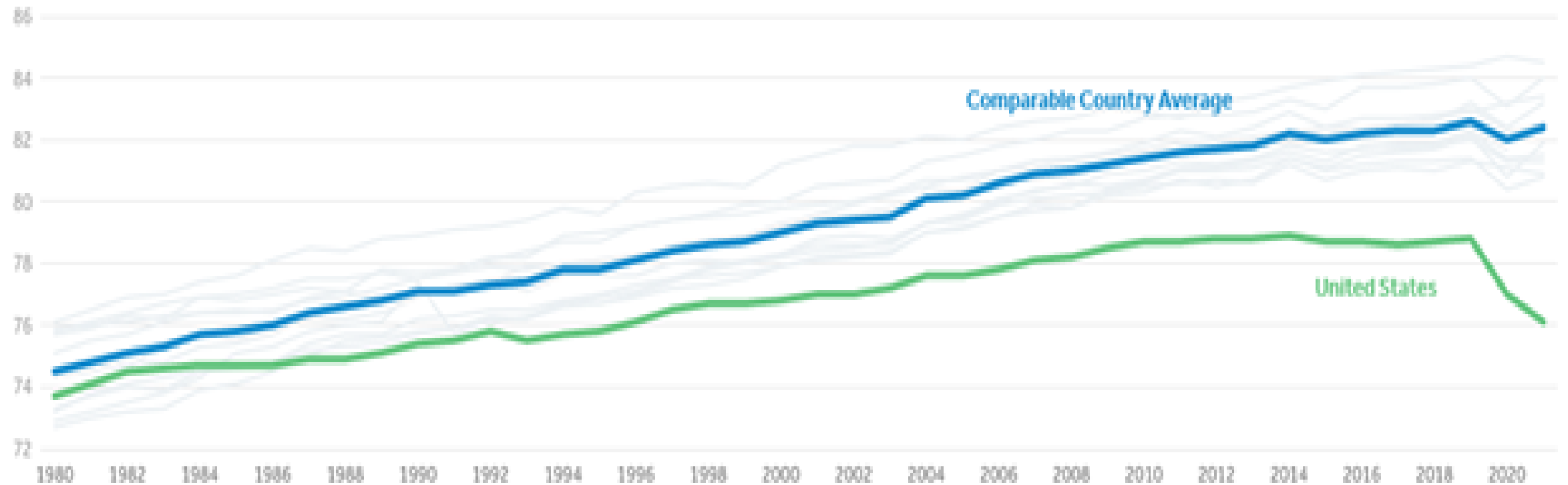
Notes: U.S. value obtained from National Health Expenditure data. Data from Australia, Belgium, Japan and Switzerland are from 2020. Data for Austria, Canada, France, Germany, Netherlands, Sweden, and the United Kingdom are provisional. Data from Canada represents a difference in methodology from the prior year. Health consumption does not include investments in structures, equipment, or research.

Source: KFF analysis of [National Health Expenditure \(NHE\)](#) and [OECD data](#) • [Get the data](#) • [PNG](#)

Peterson-KFF

Health System Tracker

Life expectancy at birth in years, 1980-2021

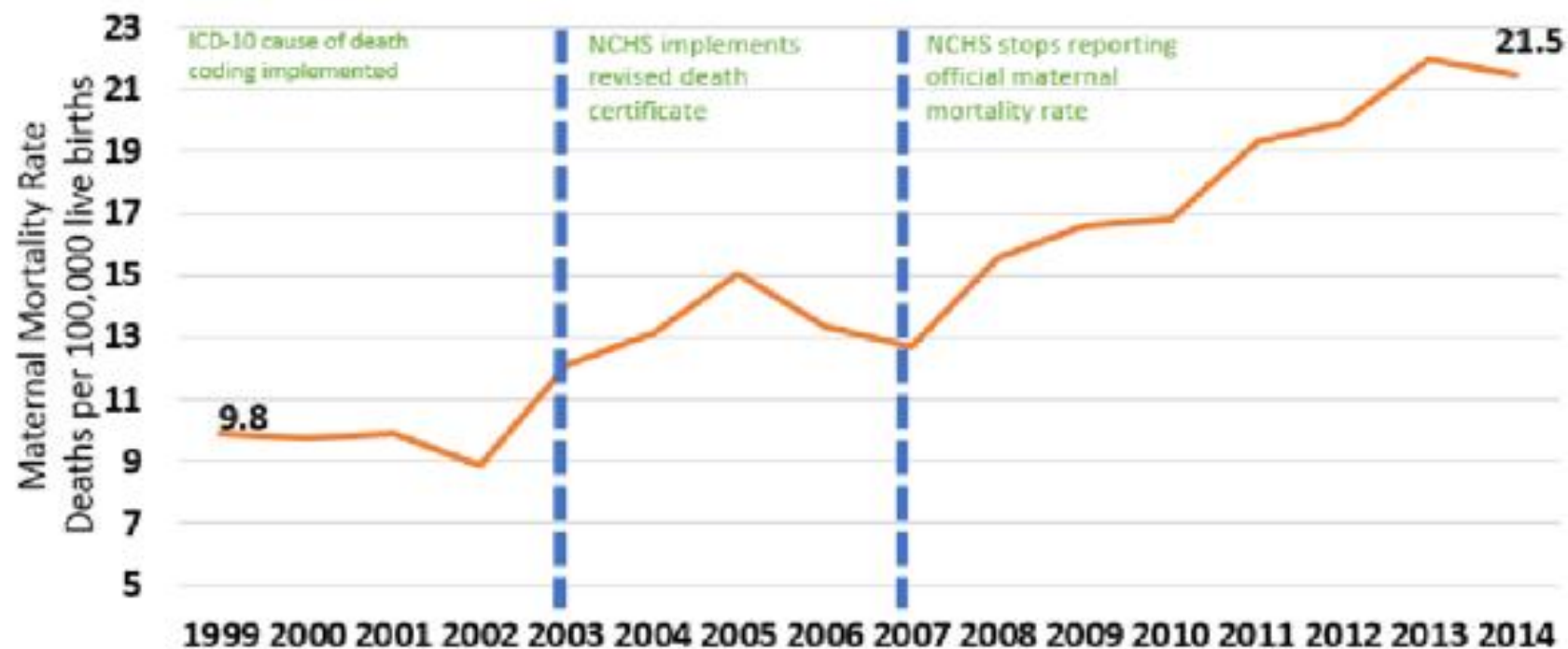


Notes: Comparable countries include: Australia, Austria, Belgium, Canada (except for 2021), France, Germany, Japan, the Netherlands, Sweden, Switzerland, and the U.K. See [Methods section](#) of "How does U.S. life expectancy compare to other countries?"

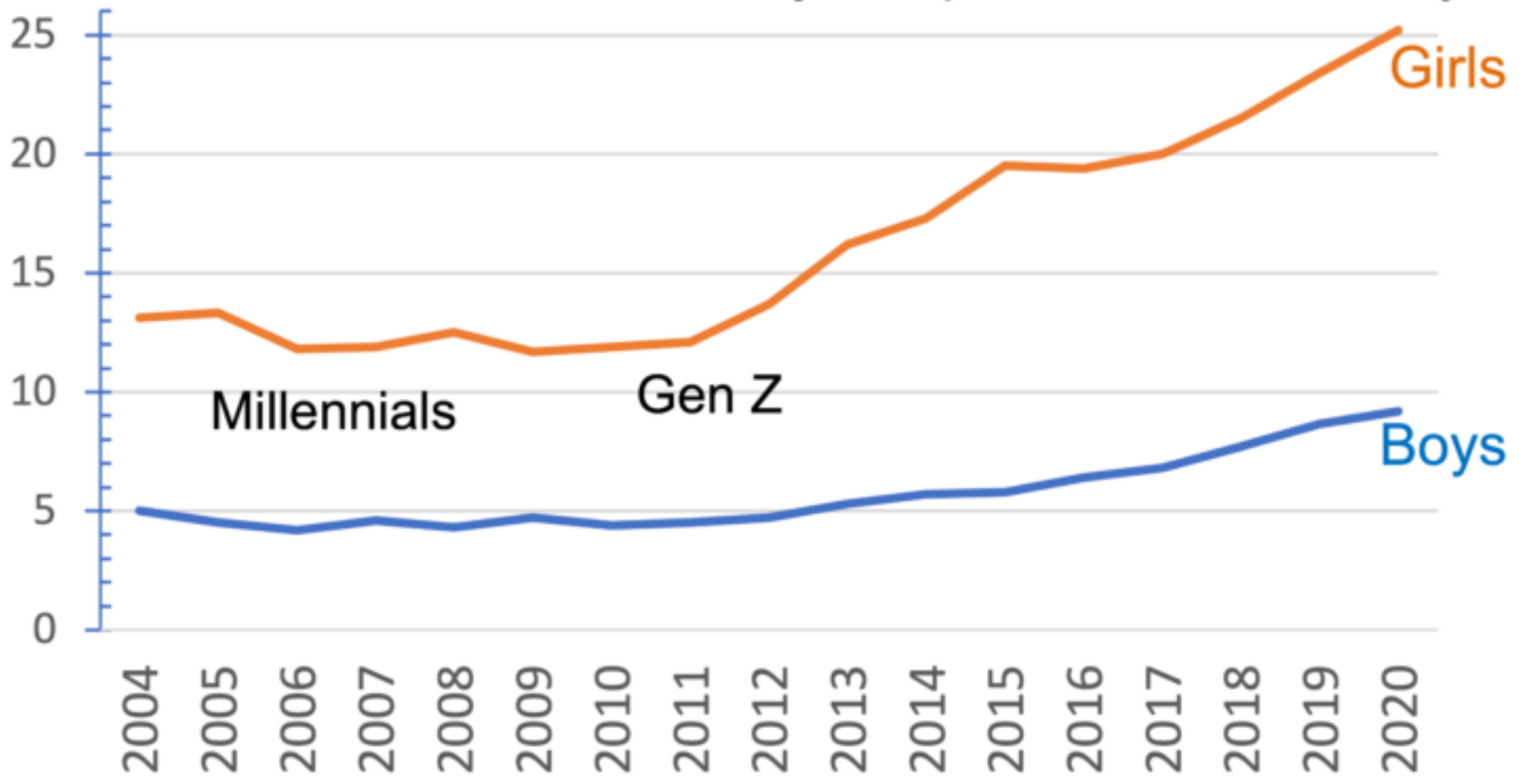
Source: KFF analysis of [CDC](#), [OECD](#), [Japanese Ministry of Health, Labour, and Welfare](#), [Australian Bureau of Statistics](#), and [UK Office for Health Improvement and Disparities data](#) • [Get the data](#) • [PNG](#)

PewResearch
Health System Tracker

Measuring Maternal Deaths: NCHS

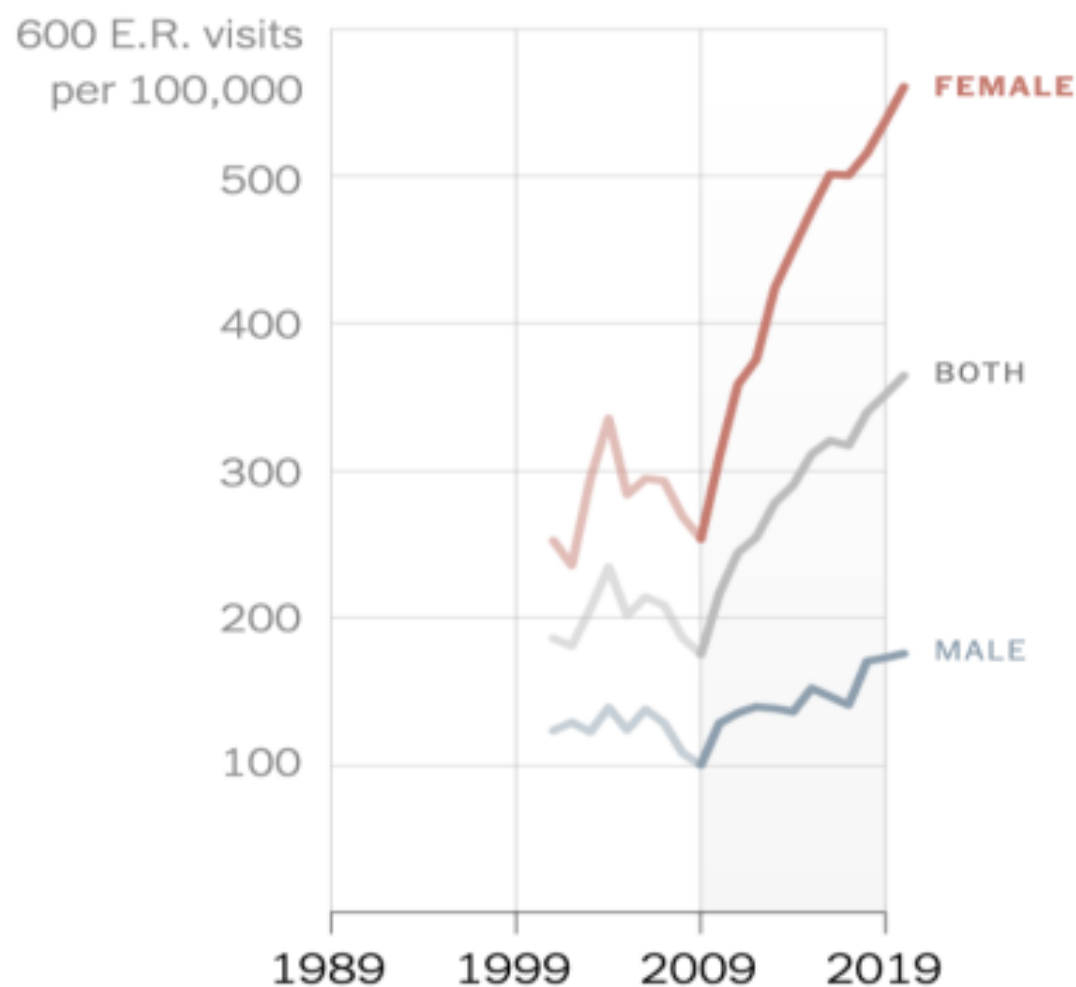


% of US Teens who had a major depression in the last year



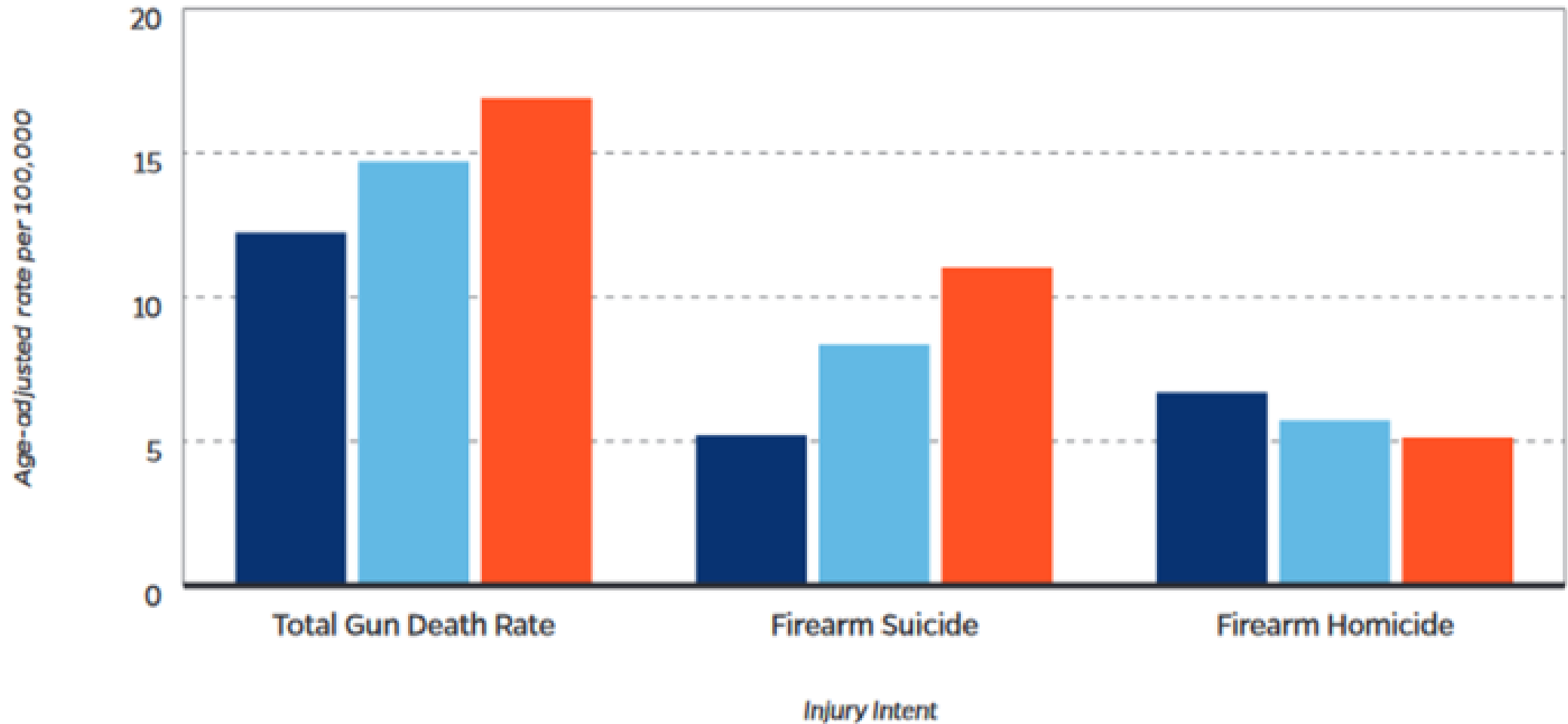
Source: U.S. National Survey on Drug Use and Health

Emergency room visits for self-harm by children and adolescents rose sharply over the last decade, particularly among young women.



Emergency room visits
for **self-inflicted injuries**
Ages 10-19

Testimony of Jonathan Haidt
Professor of Ethical Leadership,
New York University – Stern
School of Business
Before the Senate Judiciary
Committee, Subcommittee on
Technology, Privacy, and the Law
May 4, 2022

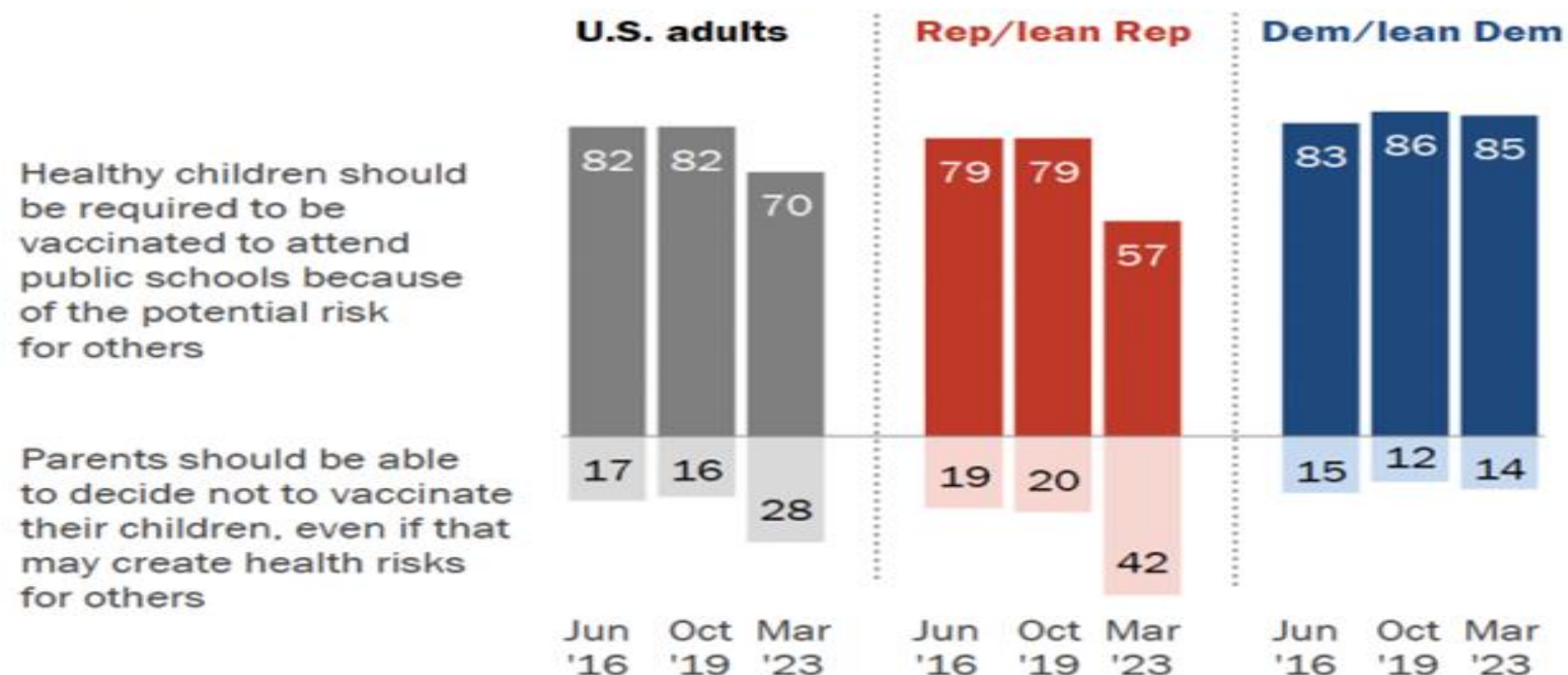


Thirteen of the 20 counties with the highest rates of firearm homicides from 2016 to 2020 were rural.

The most urban counties in the U.S. had only a slightly higher gun homicide rate in 2020 than rural counties, and many rural counties had homicide rates far higher than large cities.

Decline in share of Republicans who support vaccine requirement for children to attend public schools

% of U.S. adults who say the following about childhood vaccines for measles, mumps and rubella (MMR)



Note: Respondents who did not give an answer are not shown.

Source: Survey conducted March 13-19, 2023.

"Americans' Largely Positive Views of Childhood Vaccines Hold Steady"

PEW RESEARCH CENTER